



# 2009-2010 GMT Quarterly Report for District (or Undistricted) **District 111BN**

GMT: **PROF DR Wieland Richter**

Location: **GERMANY**

GMT CA: **4**

## CLUBS

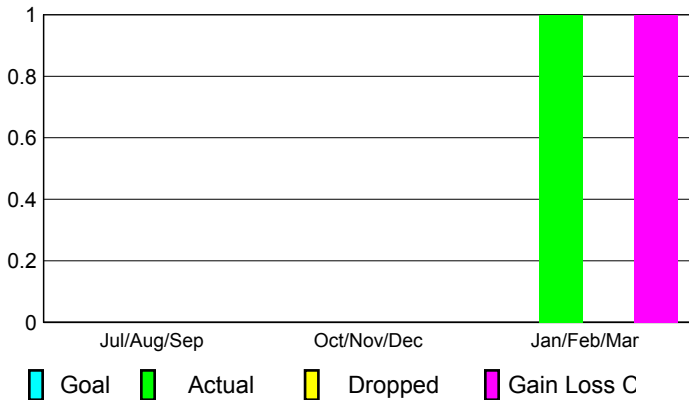
Club Results  
2009-2010

Clubs  
2008-2009

| Month         | New Club Goal | Actual New Clubs | Actual Dropped Clubs | Gain/Loss of Clubs | Gain/Loss of Clubs |
|---------------|---------------|------------------|----------------------|--------------------|--------------------|
| Jul/Aug/Sep   | 0             | 0                | 0                    | 0                  | 2                  |
| Oct/Nov/Dec   | 0             | 0                | 0                    | 0                  | 0                  |
| Jan/Feb/Mar   | 0             | 1                | 0                    | 1                  | 0                  |
| <b>Totals</b> | <b>0</b>      | <b>1</b>         | <b>0</b>             | <b>1</b>           | <b>2</b>           |

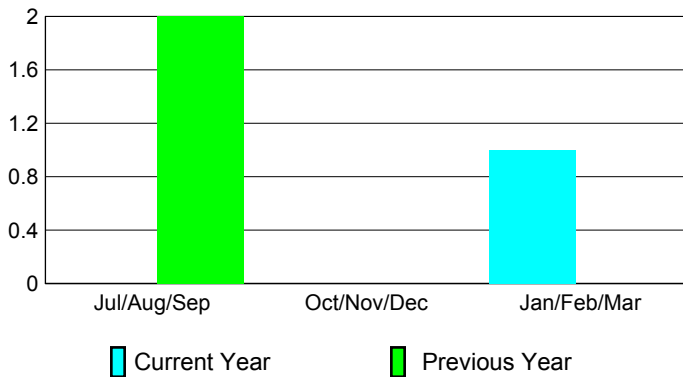
### Club Results 2009-2010

Goal, New, Dropped, Gain/Loss




### Comparison of Club Gain/Loss

Current Year Compared to the Previous Year



### YTD Status Quo Clubs 2009-2010

Status Quo Clubs Compared to Status Quo Members



## MEMBERSHIP

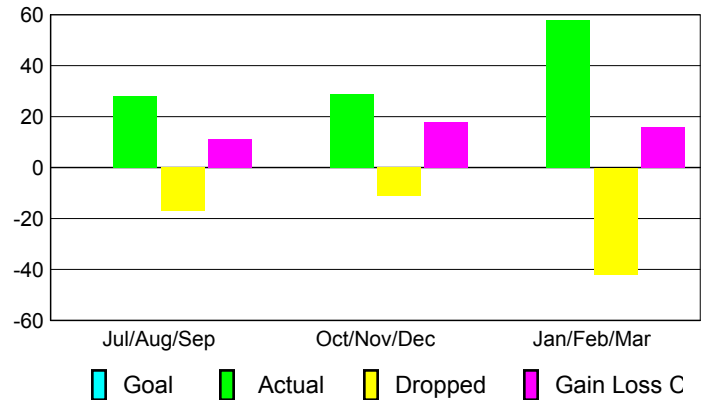
Membership Results  
2009-2010

Membership  
2008-2009

| Month         | Net Memb Goal | Actual New Memb | Actual Dropped Memb | Gain/Loss of Memb | Gain/Loss of Memb |
|---------------|---------------|-----------------|---------------------|-------------------|-------------------|
| Jul/Aug/Sep   | 0             | 28              | -17                 | 11                | 52                |
| Oct/Nov/Dec   | 0             | 29              | -11                 | 18                | 6                 |
| Jan/Feb/Mar   | 0             | 58              | -42                 | 16                | -2                |
| <b>Totals</b> | <b>0</b>      | <b>115</b>      | <b>-70</b>          | <b>45</b>         | <b>56</b>         |

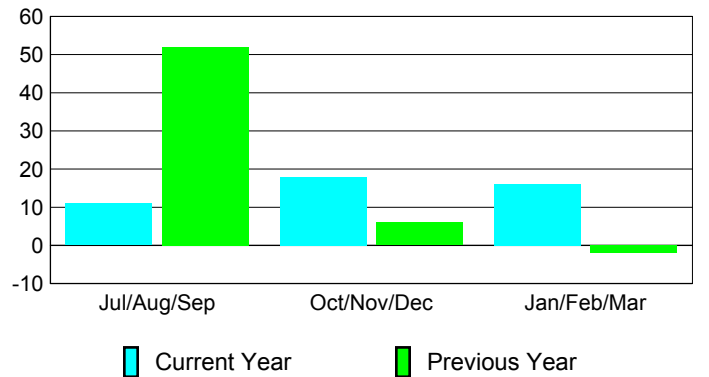
### Membership Results 2009-2010

Goal, New, Dropped, Gain/Loss



### Comparison of Membership Gain/Loss

Current Year Compared to the Previous Year



### Gender Comparison 2009-2010

